

























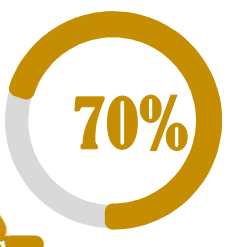




		<h1 style="text-align: center;">WONDER'S KIDS</h1>																																																																					
<b>REGION: LINDI</b> <b>DISTRICT: RUANGWA</b>		<b>SCHOOL AVERAGE</b>		<b>OVERALL GRADE</b>																																																																			
		<b>185.5</b>		<b>B</b>																																																																			
				<b>CATEGORY</b>																																																																			
				<b>BELOW 40</b>																																																																			
SUBJECT PERFORMANCE ANALYSIS																																																																							
<table border="1" style="width: 100%; border-collapse: collapse;"> <thead> <tr> <th style="width: 30%;">SUBJECT NAME</th> <th style="width: 10%;">AVG</th> <th style="width: 10%;">%</th> <th style="width: 10%;">RNK</th> <th style="width: 30%;"></th> <th style="width: 10%;"></th> </tr> </thead> <tbody> <tr> <td>KISWAHILI</td> <td>41.6</td> <td>83%</td> <td>1</td> <td></td> <td></td> </tr> <tr> <td>ENGLISH</td> <td>32.4</td> <td>65%</td> <td>2</td> <td></td> <td></td> </tr> <tr> <td>SOCIAL STUDIES</td> <td>30.8</td> <td>62%</td> <td>3</td> <td></td> <td></td> </tr> <tr> <td>CIVIC &amp; MORAL</td> <td>30.1</td> <td>60%</td> <td>4</td> <td></td> <td>CIV/MOR</td> </tr> <tr> <td>SCIENCE</td> <td>28.0</td> <td>56%</td> <td>5</td> <td></td> <td></td> </tr> <tr> <td>MATHEMATICS</td> <td>22.5</td> <td>45%</td> <td>6</td> <td></td> <td>MATH</td> </tr> <tr> <td colspan="4"><b>BOYS/GIRLS PASS RATE</b></td> <td></td> <td></td> </tr> <tr> <td></td> <td><b>STD</b></td> <td><b>AVG</b></td> <td><b>%</b></td> <td></td> <td></td> </tr> <tr> <td>BOYS</td> <td>4</td> <td>0.30</td> <td>30%</td> <td></td> <td></td> </tr> <tr> <td>GIRLS</td> <td>10</td> <td>0.70</td> <td>70%</td> <td></td> <td></td> </tr> </tbody> </table>						SUBJECT NAME	AVG	%	RNK			KISWAHILI	41.6	83%	1			ENGLISH	32.4	65%	2			SOCIAL STUDIES	30.8	62%	3			CIVIC & MORAL	30.1	60%	4		CIV/MOR	SCIENCE	28.0	56%	5			MATHEMATICS	22.5	45%	6		MATH	<b>BOYS/GIRLS PASS RATE</b>							<b>STD</b>	<b>AVG</b>	<b>%</b>			BOYS	4	0.30	30%			GIRLS	10	0.70	70%		
SUBJECT NAME	AVG	%	RNK																																																																				
KISWAHILI	41.6	83%	1																																																																				
ENGLISH	32.4	65%	2																																																																				
SOCIAL STUDIES	30.8	62%	3																																																																				
CIVIC & MORAL	30.1	60%	4		CIV/MOR																																																																		
SCIENCE	28.0	56%	5																																																																				
MATHEMATICS	22.5	45%	6		MATH																																																																		
<b>BOYS/GIRLS PASS RATE</b>																																																																							
	<b>STD</b>	<b>AVG</b>	<b>%</b>																																																																				
BOYS	4	0.30	30%																																																																				
GIRLS	10	0.70	70%																																																																				
<table border="1" style="width: 100%; border-collapse: collapse;"> <thead> <tr> <th colspan="6" style="text-align: center;">GRADE ANALYSIS SUMMARY</th> </tr> <tr> <th style="width: 30%;">SUBJECT NAME/GRADE</th> <th style="width: 5%;">A</th> <th style="width: 5%;">B</th> <th style="width: 5%;">C</th> <th style="width: 5%;">D</th> <th style="width: 5%;">E</th> </tr> </thead> <tbody> <tr> <td>MATHEMATICS</td> <td>0</td> <td>3</td> <td>4</td> <td>7</td> <td>0</td> </tr> <tr> <td>KISWAHILI</td> <td>9</td> <td>5</td> <td>0</td> <td>0</td> <td>0</td> </tr> <tr> <td>ENGLISH</td> <td>0</td> <td>10</td> <td>4</td> <td>0</td> <td>0</td> </tr> <tr> <td>SCIENCE</td> <td>0</td> <td>3</td> <td>11</td> <td>0</td> <td>0</td> </tr> <tr> <td>SOCIAL STUDIES</td> <td>0</td> <td>5</td> <td>9</td> <td>0</td> <td>0</td> </tr> <tr> <td>CIVIC AND MORAL</td> <td>0</td> <td>5</td> <td>8</td> <td>0</td> <td>0</td> </tr> </tbody> </table>						GRADE ANALYSIS SUMMARY						SUBJECT NAME/GRADE	A	B	C	D	E	MATHEMATICS	0	3	4	7	0	KISWAHILI	9	5	0	0	0	ENGLISH	0	10	4	0	0	SCIENCE	0	3	11	0	0	SOCIAL STUDIES	0	5	9	0	0	CIVIC AND MORAL	0	5	8	0	0																		
GRADE ANALYSIS SUMMARY																																																																							
SUBJECT NAME/GRADE	A	B	C	D	E																																																																		
MATHEMATICS	0	3	4	7	0																																																																		
KISWAHILI	9	5	0	0	0																																																																		
ENGLISH	0	10	4	0	0																																																																		
SCIENCE	0	3	11	0	0																																																																		
SOCIAL STUDIES	0	5	9	0	0																																																																		
CIVIC AND MORAL	0	5	8	0	0																																																																		
<table border="1" style="width: 100%; border-collapse: collapse;"> <thead> <tr> <th colspan="3" style="text-align: center;">BOYS VS GIRLS PASSRATE ( % )</th> </tr> </thead> <tbody> <tr> <td style="text-align: center;"></td> <td style="text-align: center;">VS</td> <td style="text-align: center;"></td> </tr> <tr> <td style="text-align: center;"><b>BOYS</b></td> <td></td> <td style="text-align: center;"><b>GIRLS</b></td> </tr> </tbody> </table>						BOYS VS GIRLS PASSRATE ( % )				VS		<b>BOYS</b>		<b>GIRLS</b>																																																									
BOYS VS GIRLS PASSRATE ( % )																																																																							
	VS																																																																						
<b>BOYS</b>		<b>GIRLS</b>																																																																					
<table border="1" style="width: 100%; border-collapse: collapse;"> <thead> <tr> <th colspan="3" style="text-align: center;">OVERALL PERFORMANCE ANALYSIS</th> </tr> </thead> <tbody> <tr> <td>REGISTERED</td> <td style="text-align: center;">14</td> <td style="text-align: center;">100%</td> </tr> <tr> <td>SEATED</td> <td style="text-align: center;">14</td> <td style="text-align: center;">100%</td> </tr> <tr> <td>ABSENTEES</td> <td style="text-align: center;">0</td> <td style="text-align: center;">0%</td> </tr> <tr> <td>PASSED</td> <td style="text-align: center;">14</td> <td style="text-align: center;">100%</td> </tr> <tr> <td>FAILED</td> <td style="text-align: center;">0</td> <td style="text-align: center;">0%</td> </tr> </tbody> </table>						OVERALL PERFORMANCE ANALYSIS			REGISTERED	14	100%	SEATED	14	100%	ABSENTEES	0	0%	PASSED	14	100%	FAILED	0	0%																																																
OVERALL PERFORMANCE ANALYSIS																																																																							
REGISTERED	14	100%																																																																					
SEATED	14	100%																																																																					
ABSENTEES	0	0%																																																																					
PASSED	14	100%																																																																					
FAILED	0	0%																																																																					
<table border="1" style="width: 100%; border-collapse: collapse;"> <thead> <tr> <th style="width: 30%;">OVERALL GRADE ANALYSIS</th> <th style="width: 10%;">NO.</th> <th style="width: 10%;">SEATED</th> <th style="width: 10%;">%</th> </tr> </thead> <tbody> <tr> <td>A</td> <td style="text-align: center;">0</td> <td rowspan="3" style="text-align: center; vertical-align: middle;">14</td> <td style="text-align: center;">0%</td> </tr> <tr> <td>B</td> <td style="text-align: center;">8</td> <td style="text-align: center;">57%</td> </tr> <tr> <td>C</td> <td style="text-align: center;">6</td> <td style="text-align: center;">43%</td> </tr> <tr> <td>D</td> <td style="text-align: center;">0</td> <td rowspan="2" style="text-align: center; vertical-align: middle;">0</td> <td style="text-align: center;">0%</td> </tr> <tr> <td>E</td> <td style="text-align: center;">0</td> <td style="text-align: center;">0%</td> </tr> </tbody> </table>						OVERALL GRADE ANALYSIS	NO.	SEATED	%	A	0	14	0%	B	8	57%	C	6	43%	D	0	0	0%	E	0	0%																																													
OVERALL GRADE ANALYSIS	NO.	SEATED	%																																																																				
A	0	14	0%																																																																				
B	8		57%																																																																				
C	6		43%																																																																				
D	0	0	0%																																																																				
E	0		0%																																																																				

INDEX	NAME	SEX	MATHEMATICS		KISWAHILI		ENGLISH		SCIENCE		SOCIAL STUDIES		CIVIC & MORAL		TOTAL	AVERAGE	OVERALL GRADE	SCH POSITION	OVERALL POSITION
1	BARAKA PETER MTATIRO	M	31	B	43	A	35	B	33	B	39	B	34	B	215	36	B	1	1126
2	MANSOUR MPARUKA MTOPELA	M	35	B	45	A	30	C	30	C	37	B	37	B	214	36	B	2	1151
3	ESTHER MATIKU MAGARI	F	23	C	46	A	37	B	33	B	38	B	32	B	209	35	B	3	1252
4	DENNIS ABRAHAM DANIEL	M	31	B	42	A	36	B	28	C	31	B	34	B	202	34	B	4	1395
5	RACHEL ADAM ZAKAYO	F	24	C	44	A	34	B	37	B	30	C	31	B	200	33	B	5	1437
6	JUDITH HIGHTOWER KATABARO	F	26	C	45	A	36	B	30	C	29	C	29	C	195	33	B	6	1548
7	ZAKIA BAKARI NTELEKA	F	27	C	39	B	37	B	30	C	30	C	29	C	192	32	B	7.5	1615
8	ASNATTY MOHAMED MCHALE	F	20	D	45	A	33	B	24	C	35	B	35	B	192	32	B	7.5	1615
9	MUSTAKIMA ATHUMANI MTIPA	F	20	D	41	A	34	B	27	C	29	C	24	C	175	29	C	9	1922
10	HAPPINESS IBRAHIM MAKUMBUS	F	11	D	44	A	35	B	27	C	26	C	28	C	171	29	C	10	1985
11	YUSRA SALUM NAMTEMA	F	19	D	40	B	22	C	26	C	26	C	29	C	162	27	C	11	2099
12	KAREN JOSEPH ANGA	F	18	D	36	B	29	C	23	C	26	C	28	C	160	27	C	12	2125
13	KHAIPHA SAID NAMALUMA	F	13	D	36	B	32	B	21	C	30	C	26	C	158	26	C	13	2159
14	ISIHAKA ATHUMANI MTIPA	M	17	D	37	B	24	C	23	C	25	C	26	C	152	25	C	14	2235